



Mounted reversible plough  
**MASTER L**





## Table of contents

- |  |                                    |
|--|------------------------------------|
| <b>04</b> Simply the best                | <b>10</b> Ploughing body           |
| <b>06</b> A unique know-how              | <b>11</b> Share points             |
| <b>08</b> Adaptability to all conditions | <b>12</b> The skimmers             |
|  | <b>14</b> Technical specifications |
-

## MASTER L

Mounted reversible plough

### THE REFERENCE

MASTER L IS THE NEW MOUNTED PLOUGH DESIGNED AND MANUFACTURED BY KUHN. THIS NEW SERIES WITH ITS NEAT AND ROBUST DESIGN FITS BETWEEN THE MASTER 153 AND 183 SERIES FOR TRACTORS FROM 200 TO 300 HP. IT COMBINES POWER, RELIABILITY AND WORK QUALITY TO OFFER THE BEST PLOUGHING PERFORMANCE.



MAINTAIN A HIGH QUALITY SOIL STRUCTURE with an efficient burial of organic matter and an even aggregate spread throughout the soil profile - crop yields will be increased.

HAVE AT YOUR DISPOSAL A WIDE RANGE OF WORKING WIDTH SETTINGS and a excellent overall manoeuvrability - "in field" costs will be reduced.

PROFIT FROM A RENOWNED RELIABILITY and long working life allowing you to work throughout the day without interruption - your plough will also keep a high second-hand value.

## SIMPLY THE BEST

### MULTI-MASTER L

Contractors, cooperatives and farms equipped with 200 to 300 hp tractors are bound to find the model that meets their needs in this range of KUHN mounted ploughs dedicated to the most intensive uses. Changing the working width (14, 16, 18 and 20 inches) is done quickly and safely with only two screws to loosen to change the working width. With the constant aim of reducing fuel consumption, the plough's traction line is clearly optimized by the frame angle adjustment.



### VARI-MASTER L

The VARI-MASTER L series retains the strengths that have made KUHN ploughs famous: variable width linkage integrated into the frame for optimal protection against impacts and corrosion, uneven-layer TRIPLEX mouldboards for 40% longer life and one-piece headstock to accept up to 300 hp. Available from four to six bodies, it also has many exclusives and a wide choice of equipment to meet the expectations of farms, ETA (Farm work companies) and CUMA (Cooperatives of Use of Agricultural Equipment).



## FURROW

The **MASTER L** benefits from the «Pro-Set» system for a simple start-up. The settings grouped in the middle part means all the tyres on the market from 1.15 m to 1.60 m can be rapidly adapted. The indicator is visible from the cabin. With the «Pro-Set» system, the user is guaranteed perfect alignment at work thanks to the possible tilt correction, limiting wear and facilitating traction.



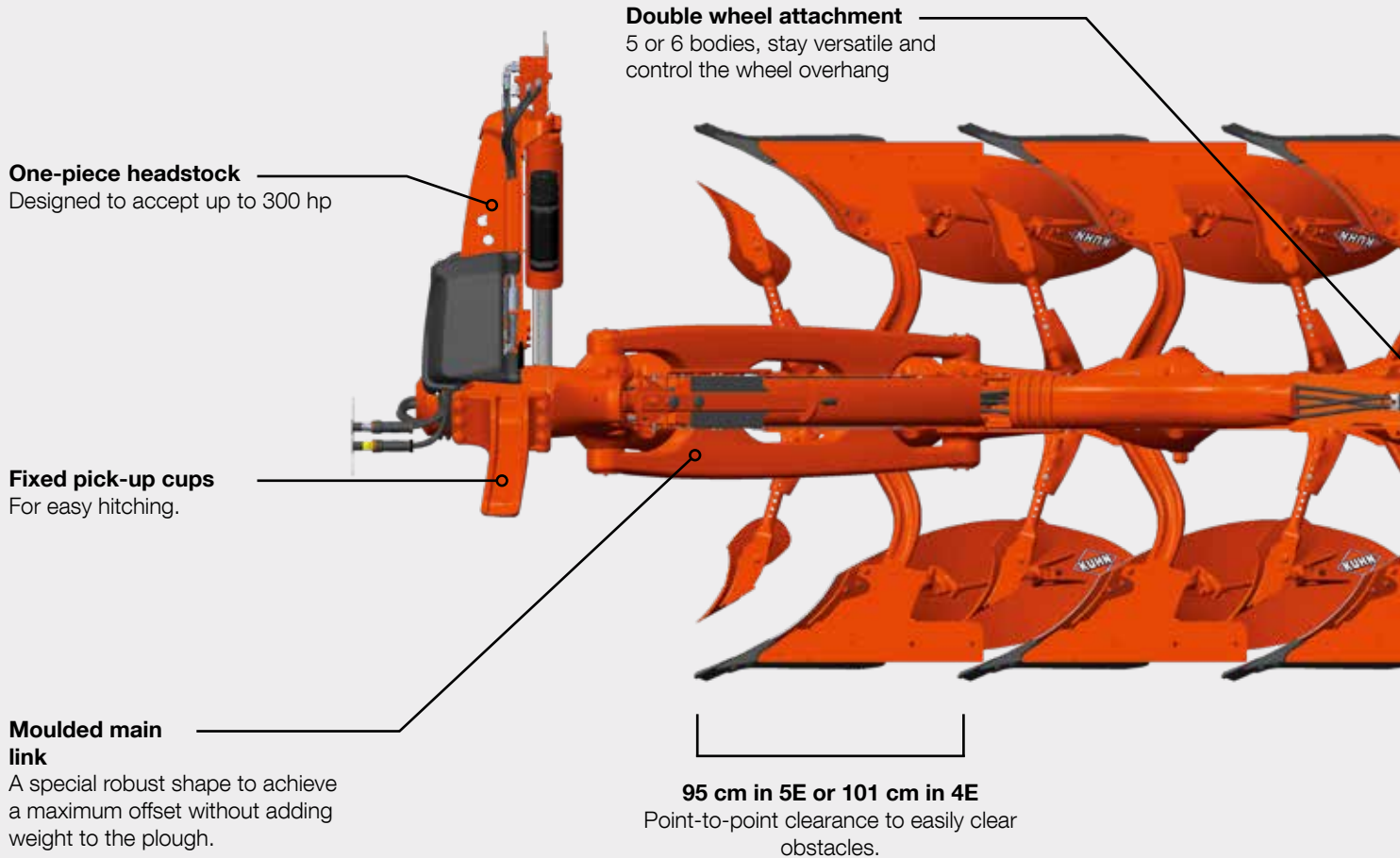
## ON LAND

You can plough both **in-furrow and on-land**, making the machine extremely versatile and increasing your options. The on-land system provides high quality ploughing with tractors equipped with wide tyres ( $\geq 800$  mm) or even tracks.



## A UNIQUE KNOW-HOW

The MASTER L with its sleek lines, stands out from all the others. Agility and efficiency are key advantages, with forged stanchions, and the many moulded parts which provide a unique design and ensure top quality performance.



### Limited Overhang

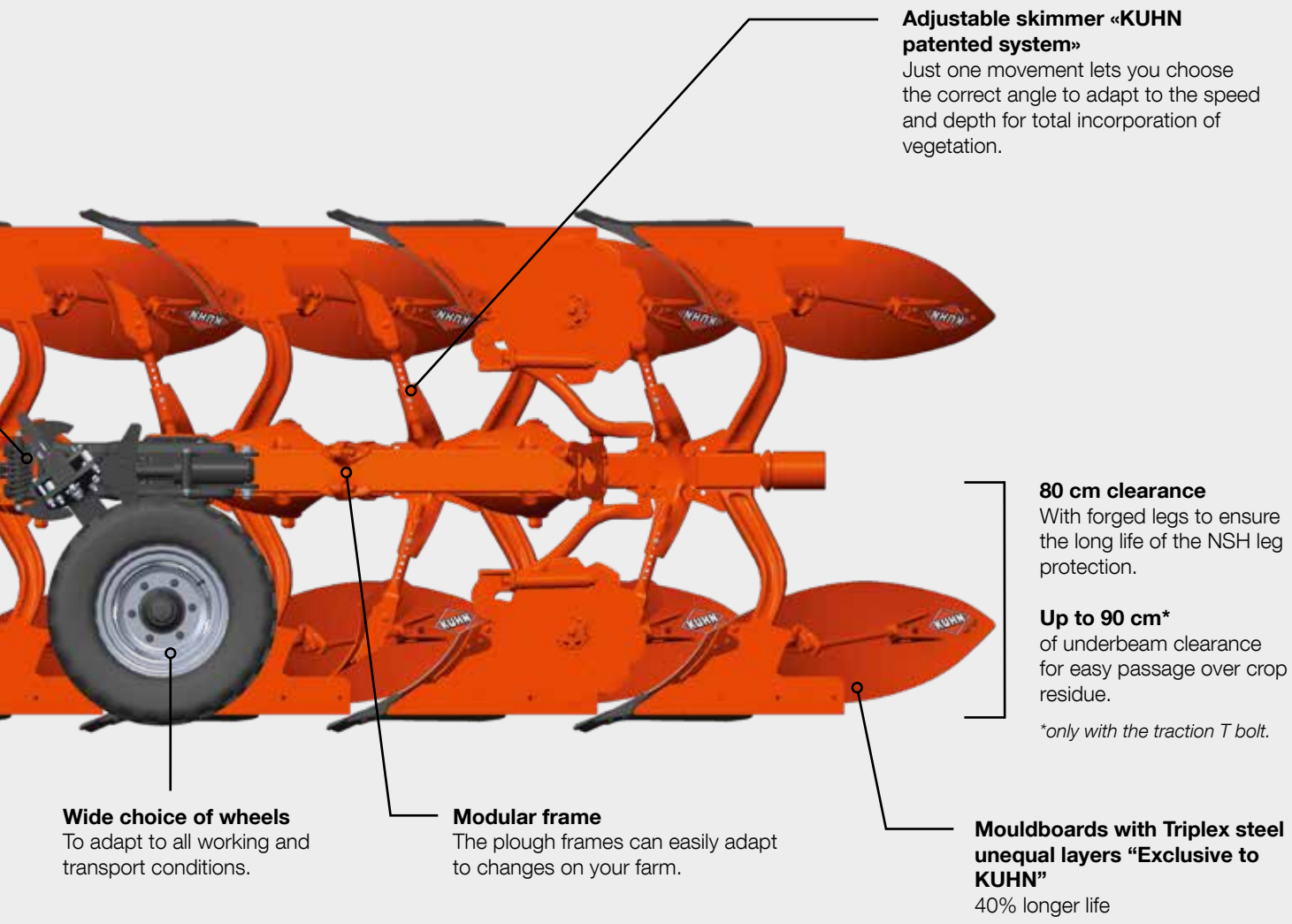
Completely independent of the number of bodies, the overhang of the side wheels is controlled. The double attachment lets you move the wheel forward or backward for less overhang or more stability.

The new arched plough beam causes less wheel overhang, in order to work as close as possible to the edges of the field and provide a clean finish.



### Depth wheels

- Control the depth working
- High diameter for a good stability
- Available in 690x320 and 760x370 mm
- Mechanical adjustment without tools or hydraulic adjustment controlled from the cab



**Adjustable skimmer «KUHN patented system»**

Just one movement lets you choose the correct angle to adapt to the speed and depth for total incorporation of vegetation.

**Wide choice of wheels**

To adapt to all working and transport conditions.

**Modular frame**

The plough frames can easily adapt to changes on your farm.

**80 cm clearance**

With forged legs to ensure the long life of the NSH leg protection.

**Up to 90 cm\***

of underbeam clearance for easy passage over crop residue.

*\*only with the traction T bolt.*

**Mouldboards with Triplex steel unequal layers «Exclusive to KUHN»**

40% longer life



**Combined Side Wheel**

This wheel ensures little overhang while offering a dual function: a working position to regulate the depth and a second position for safe road transport.



**Transport wheel**

- Designed for road requirements
- Available in 660x225 mm
- Easy preparation for placing in transport position

# ADAPTABILITY TO ALL CONDITIONS



## THE HEADSTOCKS



### **Standard Headstock**

The headstock of the MASTER L is available in category 3N, 3 and 4N. With fixed coupling hands, it is simple to couple the plough and easy to adjust the height of the lower coupling points to maximise the tractor's traction.



### **EasyDrive headstock**

The EasyDrive headstock makes it easy to switch between work/transport position. No more need to unhook and disturb the 3rd point for setting into road position.



### **OptiDrive headstock**

As well as simplifying work/transport transition, the OptiDrive headstock provides a shock absorption system. Fully integrated into the structure of the headstock, the suspension significantly improves driver comfort during the turnaround and transport phases while protecting the plough and the tractor.



# NON STOP HYDRAULIC LEG PROTECTION

The pressure on the body varies according to the depth, speed and width of work, the state and nature of the soil, etc. It is therefore necessary to be able to vary the release pressure without mechanical intervention (addition of blades, spring tension, etc.) in order to prevent stones from rising or slipping.

Adjusting the release pressure takes only a few seconds by connecting a hydraulic hose.

**VARIBAR system:** An optional system allowing instant control from the tractor cab of the Hydro-Safe pressure at the share point - either with or without MAXIBAR.

**MAXIBAR system:** The Maxibar option allows the pressure at the share point to be increased giving an adjustment range of 600 to 2500kg yet conserving the flexibility of the system. The option is particularly useful in heavy compacted ground.



## BENEFITS OF THE NSH SYSTEM:

- High release rate: 1,500 kg.
- Unsurpassed return to the ground: As the body is lifted, the resistance to the tip increases, giving it more energy for the return to the ground.
- No clogging: the integration of all the elements increases the flow channel for soil and residues.
- Exceptional clearance: + 70 cm vertically and 20 cm laterally on each side; the highest values on the market.
- Weight saving: - 25 kg / ploughing body compared to a mechanical non stop.

## T LEG PROTECTION

Abrupt breakage of the 16mm traction bolt following a force at the plough point in excess of 4000kg avoids risk of too frequent a breakage.

- The bolt runs in the direction of the line of force contrary to the conventional scissor bolt method where the bolt runs across the line of force.
- Due to these "in-line" forces the bolt support never deforms and never becomes rounded with use.
- No jamming of the Ø 16 mm bolt after breaking, replacement of the bolt is very easy.
- Even after many bolt breakages the plough bodies remain at an identical depth and perfectly in-line.



# PLOUGHING BODY

KUHN's nearly 150 years of experience in the domain of ploughing has made it possible to develop a range of bodies adapted to the needs of all farmers. KUHN plough bodies are made from high-quality, robust materials and are designed to optimally penetrate all soil conditions and have a maximum service life.

## MOULDBOARDS WITH UNEQUAL LAYER TRIPLEX STEEL

- The unequal layer triplex and heat treatment increase the service life by 40 % (thicker wear face: 3.30 mm).
- Bodies designed with a high, wide bow that provides very good protection for the mouldboard and the frog.




### A full range

	T	L	HC	HB Plastic	RM	N	C	P	RB	V	VL	YL	RH
	Helical body	Helical wide	Helical scandinavian	Helical scandinavian	Helical-cylindrical	Helical-cylindrical	Short cylindrical	Long cylindrical	Cylindrical wide	Cylindrical slatted	Wide helical slatted	American blade	Long helical
<b>Features</b>													
Working depth	12 to 25 cm	20 to 35 cm	15 to 30 cm	15 to 30 cm	15 to 30 cm	15 to 30 cm	20 to 35 cm	20 to 35 cm	20 to 35 cm	20 to 30 cm	15 to 25 cm	12 to 25 cm	15 to 30 cm
Dimension	430x490x1420	430x490x1250	390x400x1250	290x400x1250	380x400x1000	380x395x990	380x395x990	380x380x1095	460x470x1250	460x470x1250	460x470x1250	340x400x855	380x400x1000
Bow type					Curved (Opt)								Curved (Seraf)
<b>Working conditions</b>													
Light soil (sand)	++	+	+	+	o	+	o	o	o	o	+	++	+
Medium soil	++	++	++	++	+	++	+	+	+	++	+	+	++
Heavy soil	o	+	+	+	++	++	++	++	++	++	+	o	++
Light and sticky conditions	+	o	+	++	o	o	o	o	o	++	+	+	o
Heavy and sticky conditions	o	+	++	++	o	o	+	++	++	++	+	o	o
Stony conditions	++	++	++	x	++	++	++	++	++	o	o	++	++
<b>Ploughing type</b>													
Sloping ground	++	++	+	+	+	+	o	o	o	o	+	o	+
Crumbling	+	+	+	o	++	+	++	++	o	++	++	+	+
Furrow bottom clearance	++	++	+	+	++	o	o	o	+	o	++	o	++
Low traction requirement	+	o	+	+	++	++	++	++	+	++	+	++	++
Turning capacity	++	++	++	++	+	+	+	+	++	+	++	+	++
<b>Working speed (kph)</b>	6 - 10	6 - 10	6 - 8	6 - 8	6 - 8	6 - 8	4 - 6	4 - 6	6 - 8	4 - 6	6 - 10	6 - 8	6 - 8



### T Helical

New generation high capacity, long helical mouldboard Scandinavian type, giving well formed ploughing. Especially suited to a wide variety of soils. Wide clearance of the furrow bottom for passage of large tyres.



### L Helical

Multi-purpose mouldboard for set-up furrows or reversible ploughing according to work speed. Wide clearance of the furrow bottom for passage of large tyres.



### HC Helical

HC Body. High capacity, long helicoidal mouldboard, Scandinavian type, giving well formed ploughing to a depth of 30cm. Especially suited to heavy and damp clays. (also available in plastic)



### N Helical Cylindrical

Versatile mouldboard. Cylindrical at front part and helical at the rear part.

### P Cylindrical

Spring soil preparation with good surface crumbling for immediate seeding. High-speed capacity.

### V Slatted Body

Mouldboard composed of independent and interchangeable slats. Give a reduction of traction force, due to a lower mouldboard surface area. Easy maintenance.

# SHARE POINTS

KUHN share points are forged and treated to make sure they deliver optimum ploughing performance all throughout their service life. The material is concentrated in the high-wear areas on the point. Plus, the high quality steel on KUHN points ensures durability.

KUHN has developed a range of carbide points to give you five times the life of a traditional share point. The optimised profile on the KUHN carbide points features thicker plates at the back of the share where most of the wear happens.



## SEMI-MARATHON

For stony soil, its shape guarantees a continuous penetration and avoid ejecting rocks. More resistance than a duck beak share.



## MARATHON

Special heat treated forged steel. Reversible for maximum efficiency. Featuring a step giving better landside protection.



## OLYMPIC (de série)

Special heat treated forged steel. Reversible for maximum efficiency. More pronounced form at wearing zones on the point for longer life and better protection of the landside. Point is self sharpening for good ground penetration at all times.

## CARBIDE



## SUPER MARATHON

Special heat treated forged steel fitted with a tungsten carbide tip. High wear resistance. Four to five times the life of a traditional share point. A sharp working edge is maintained for excellent ground penetration.

# THE SKIMMERS

KUHN offers a wide selection of skimmers for better trash burial and soil turning. Depending on the type of soil and crop, the skimmer you choose will determine the ploughing quality.



		Versatile skimmer ZX	Maize skimmer ZRL	Large capacity skimmer ZGC	Helical skimmer ZH	Deflector DF
Working conditions	Living plant residues rooted and shredded	+	+	+	++	o
	Living plant residues rooted and not shredded	+	+	++	o	+
	Meadow	o	o	+	++	o
	Stubble with shredded straw	++	++	++	o	+
	Stubble with straw removed	++	+	+	o	o
	Non shredded large residues	o	++	+	o	++
Working quality	Distribution of residues over the entire ploughing profile	+	+	+	o	++
	Intermediate ploughing (residues scattered on the surface)	++	++	++	+	++
	Deep ploughing (with no residues on the surface)	++	+	+	++	o
<b>Working speed (kph)</b>		<b>6 - 10</b>	<b>6 - 10</b>	<b>6 - 8</b>	<b>4 - 6</b>	<b>6 - 8</b>

Nearly adapted    Adapted    Perfect



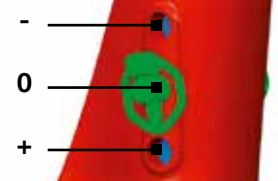
PATENTED

### 3D-SKIM

A setting parameter for improve the burying : «3D-Skim» intuitive ajustement of the skimmer attack angle.

- Quick adaptation without tools at all conditions.
- Just one manipulation to adjust working depth and angle of attack.
- An ergonomic shape to facilitate the flow of residues..


Angle of attack



Versatile skimmer ZX




Maize skimmer ZRL



Large capacity skimmer ZGC




Helical skimmer ZH



Straight skimmer ZD



Deflector DF



## Specifications

	MULTI-MASTER L FURROW				MULTI-MASTER L	
	4E	5 (4E+1)	5E	6 (5E+1)	4E	5 (4E+1)
Number of bodies	4E	5 (4E+1)	5E	6 (5E+1)	4E	5 (4E+1)
Minimum tractor power (KW/ch)	110/150	138/188		165/225	110/150	138/188
Maximum tractor power (KW/ch)	144/200	180/250		216/300	144/200	180/250
Weight (kg) with T safety	1 720	1 970	1 959	2 207	1 838	2 087
Weight (kg) with NSH safety	1 885	2 170	2 161	2 445	2 002	2 287
Cutting width (cm)	35 - 40 - 45 - 50					
Cutting width (inches)	14 - 16 - 18 - 20					
Clearance under beam (cm)						
Clearance point-to-point (cm)	101		95		101	
Turnover shaft diameter (mm)						
Beam section (mm)						
Hitches						
Hydraulic requirements	Turning: 1 DE; Hydraulic offset: 1 DE; OPTION: Hydraulic control wheel: 1 DE; Hydraulic levelling: 1 DE					
Control wheel with mechanically adjustable shock absorber	Ø 690					
	Ø 760					
Pivot control wheel with hydraulically adjustable shock absorber	HD Ø 690					
	HD Ø 760					
Combined mechanical side control/transport wheel	Ø 690	◇		-		◇
	Ø 780					
Combined hydraulic side control/transport wheel	Ø 690	◇		-		◇
	Ø 780					
Rear transport wheel with suspension	Ø 660					
Automatic hydraulic fold-up with turnover						
Hydraulic offset / tilt						
Hydraulic levelling						
VARIBAR						
MAXIBAR						
KTS 10						
Easydrive						
Optidrive						
Smart Ploughing						

◆ as standard ◇ optional - not available



## KUHN PARTS



### KUHN PARTS

#### Designed and manufactured to rival time

KUHN foundries and forge as well as a high-level manufacturing process allow the production of spare parts to defy time. You can truly rely on our know-how and our genuine parts. Farmers benefit from our client support and logistics services via any KUHN PARTS warehouse, which provide quick and reliable repair solutions in cooperation with your nearest authorised KUHN dealer.

ON LAND		VARI-MASTER L FURROW				VARI-MASTER L ON LAND			
5E	6 (5E+1)	4E	5 (4E+1)	5E	6 (5E+1)	4E	5 (4E+1)	5E	6 (5E+1)
138/188	165/225	110/150	138/188		165/225	110/150	138/188		165/225
180/250	216/300	144/200	180/250		216/300	144/200	180/250		216/300
2075	2323	1906	2178	2155	2419	2051	2323	2311	2550
2278	2561	2009	2299	2279	2562	2148	2438	2435	2694
					30 to 55		35 to 55		
					12 to 22		14 to 22		
80 NSH / 85 T									
95		101		95		101		95	
130									
150									
Cat.3N or 3/4N (Cat. 3/4N as standard) pick-up cups									
Turning: 1 DE; Hydraulic offset: 1 DE; Variable width: 1 DE; OPTION: Hydraulic control wheel: 1 DE; Hydraulic levelling: 1 DE									
◇									
◇									
◇									
◇									
-		◇		-		◇		-	
◇									
-		◇		-		◇		-	
◇									
◇									
◆									
◆									
◇									
◇									
◇									
◇									
◇									
◇									
					◇		◇		

## KUHN SERVICES\*

- KUHN sos order** - Express spare parts service 24/7
- KUHN protect+** - The choice of professionals!
- KUHN i tech** - For ever quicker repairs!
- KUHN finance** - Invest rationally!



\*Not all services and equipment are available in every country.

# MyKUHN

THE LINK TO MY SUCCESS

MyKUHN is your on-line customer space. Sign up now and discover how the exclusive services offered by MyKUHN will facilitate the management of your fleet of KUHN machines and terminals as well as help you maximise their performance. Once identified, on computer, smartphone or tablet, you will have access to parts catalogs, technical documentation and numerous connected services.



## Discover the range of KUHN ploughs



1. MASTER 103 - 2. MASTER 113 - 3. MASTER 123 - 4. MASTER 153 - 5. MASTER L - 6. MASTER 183

KUHN-HUARD SAS - Zone Horizon - 2, Rue de Québec - F-44110 CHÂTEAUBRIANT - France

For more information about your nearest KUHN dealer, visit our website [www.kuhn.com](http://www.kuhn.com)

Information given in this document is only for information purposes and is non-contractual. Our machines are in compliance with regulations in force in the country of delivery. In our literature, and for improved illustration of certain details, some safety devices may not be in operating position. When operating these machines, these devices must be in position in accordance with the requirements indicated in the operator's manuals and assembly manuals. Respect the tractor gross vehicle weight rating, its lift capacity and maximum load per axle and tyres. The tractor front axle load must always comply with the regulations of the country of delivery (In Europe, it must reach minimum 20 % of the tractor net weight). We reserve the right to change any designs, specifications or materials listed without further notice. Machines and equipment in this document can be covered by at least one patent and/or registered design. Trademarks cited in this document may be registered in one or several countries.

To protect the environment, this leaflet is printed on chlorine-free paper.  
Printed in France - 950 065 EN - 02.23 - Copyright 2023 KUHN

